

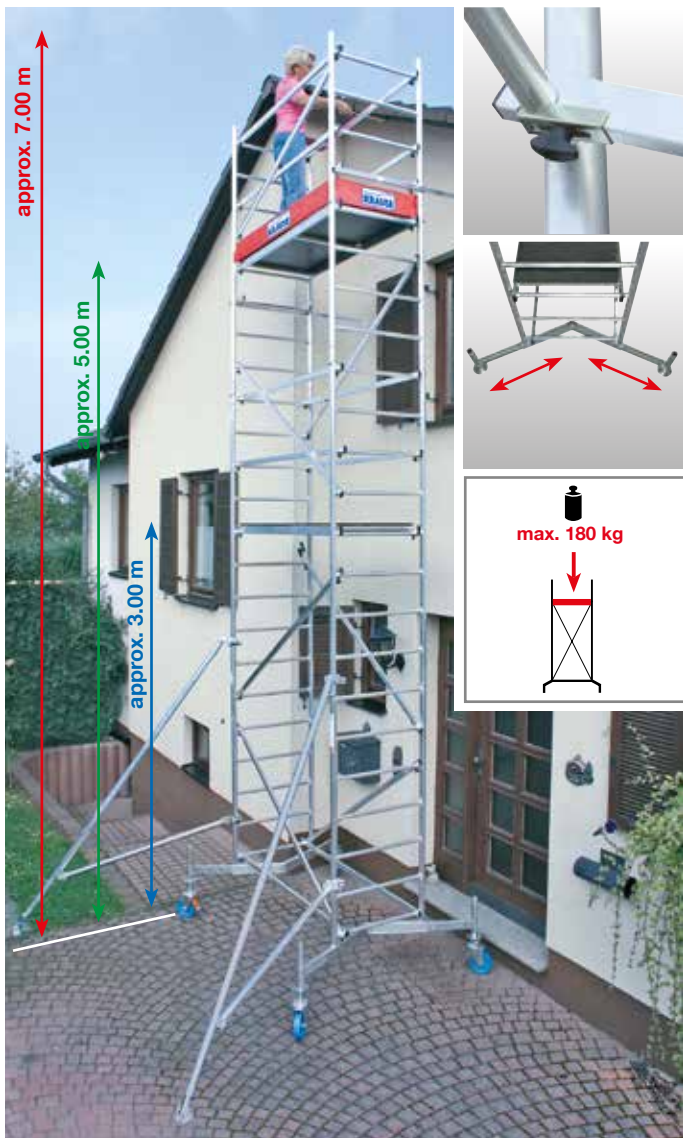
Aluminium working scaffold

- + TÜV-approved, suitable for a max. load of 200 kg/m² in accordance with DIN EN 1004
- + Can be assembled quickly and without the use of any tools due to its force-fit and form-fit crimp connections and plug-in frame system components
- + Due its low height and retractable stabilisers the base ClimTec can be easily moved through doors once assembled and is therefore perfect for interior work
- + Its v-shaped stabilisers provide a maximum of safety by extending the floor area longitudinal and diagonal
- + Extremely safe internal ascendancy due to its non-slip, profiled rungs



Depending on the configurations shown below additional ballast weights are required (sold separately as accessories). Please see the assembly instructions on our website www.krause-systems.de for more information on the quantity of ballast weights needed.

Floor area: max. 1.92 m - 1.75 m
min. 1.42 m - 1.05 m



developed to be used with accessories:



Set of castors
+ ø 125 mm
+ 4 pieces
+ Article No.714169



Set of castors
+ ø 150 mm
+ 4 pieces
+ height-adjustable up to 115 mm
+ Article No.914309



Outrigger
+ Article No.714 039

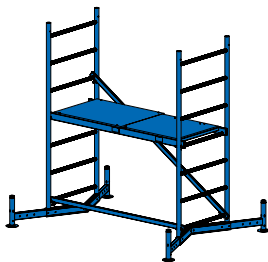


Ballast weight
+ 10 kg
+ Article No.704306

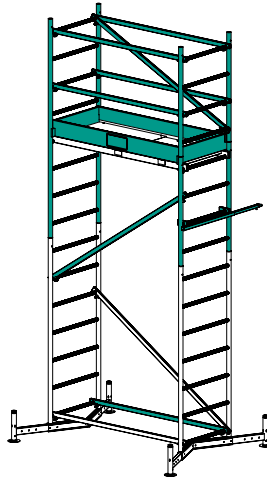


Aluminium working scaffold

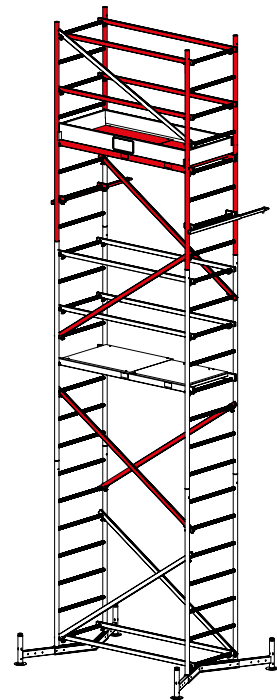
Configurations:



Basic scaffold Article No.710116



Basic scaffold Article No.710116
+ 1. Extension Article No.710130



Basic scaffold Article No.710116
+ 1. Extension Article No.710130
+ 2. Extension Article No.710154

		Basic scaffold	Basic scaffold + 1. Extension	Basic scaffold + 1. + 2. Extension
	A up to approx.	3.00	5.00	7.00
	B approx.	1.00	3.00	5.00
	C approx.	1.95	4.00	6.00
	Floor area max. m	1.92 x 1.42	1.92 x 1.42	1.92 x 1.42
	Platform size m	1.50 x 0.60	1.50 x 0.60	1.50 x 0.60
	Field length m		1.50	
	Field width m		0.65	
	Weight approx. in kg		31.0	54.0
		Basic scaffold	1. Extension	2. Extension
	Length (L) approx. m	1.96	2.21	2.21
	Width (B) approx. m	0.74	0.74	0.74
	Depth (T) approx. m	0.16	0.14	0.14
Weight approx. in kg		31.0	23.0	30.0
Article No.		710116	710130	710154
Parts list	Article No.			
Basic frame with stabiliser 1.75 x 0.65 m	715067	2	–	–
Vertical frame 2.00 x 0.65 m	715012	–	1	2
Vertical frame 1.00 x 0.65 m	715029	–	2	–
Diagonal brace 1.89 m	712707	1	1	4
Platform with hatch 1.50 x 0.60 m	711007	1	–	1
Rail brace 1.59 m	712806	1	5	4
Longitudinal board 1.50 m	713001	–	2	–
Transversal board 0.60 m	713506	–	2	–
Set of stabilisers	714305	–	1	1
Diagonal rail brace 1.77 m	712813	–	1	–
Gravity pin	714411	–	7	5
Spare parts	Article No.			
Safety set for rail brace/diagonal brace M5 x 50 mm	718860			
Safety set for platform M5 x 85 mm	718877			
Sliding stabiliser (piece)	714008			
Set of screws for ClimTec stabiliser M8 x 50 mm	718891			
Ballast weight 10 kg	704306			
Outrigger	714039			
Set of castors Ø 125 mm	714169			
Set of castors Ø 150 mm, height-adjustable	914309			
Castor Ø 125 mm (piece)	714107			
Castor Ø 150 mm (piece)	914101			